



SAM



ARTICULATED ARM

control unit with built-in encoder and receiver
built-in ESA+ system
built-in battery charger



up to 2.5 m



24 Vdc | intensive use



- Irreversible 24 Vdc gear motor for intensive use available with or without control unit
- The control unit, accessible from above, is positioned on a removable support that facilitates installation operations and provides quick access to the mechanical stops
- 100 ÷ 250 Vac switching power supply that reduces consumption and ensures the long life of the actuator
- Ideal for swing gates with large columns and leaf hinges up to 280 mm deep (just 170 mm wide)
- The encoder guarantees maximum safety and precision while the gate is moving
- STC System device that enables torque management in relation to the position of the gate, guaranteeing maximum safety
- Sturdy arm fitted with a closing lock that helps define the limit switch position during installation
- Motor fixing bracket fitted with cable gland
- Operation guaranteed even in the event of a power supply failure through batteries that integrate perfectly into the motor
- Amperometric sensor obstacle detection system to prevent crushing
- Can be connected with the X.BE module for the integration of KNX home automation systems and programmed via the BeUP app and PRO.UP interface
- Option of adjustable flush release that allows opening from the outside in the event of a power supply failure



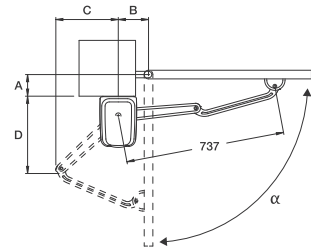
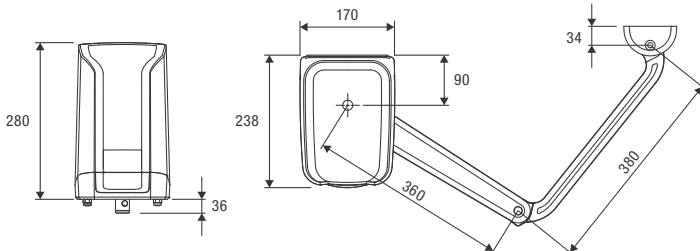
CONTROL UNITS:

SAM.E24 ——— CP.SAM

SAM.24 ——— BRAINY24^{PLUS}
BRAINY24
TRUST24



www.beninca.com



α	A (mm)	B (mm)	C (mm)	D (mm)
90°	20	140	260	390
90°	50	140	270	380
90°	120	140	300	350
90°	200	140	315	330
90°	280	150	300	345
100°	50	160	330	305
105°	100	200	360	255
110°	50	210	365	240
120°	20	250	380	180



COMPLETE KITS

MOTOR 1						
MOTOR 2						
ARMS						
PHOTOCELLS						
FLASHING LIGHT						
TRANSMITTER						
KSAM	1x SAM.E24	1x SAM.24	2x SAM.BA	1x PUPILLA.T	1x LAMPY	1x TO.GO2VA



SAM.BA
Articulated arm.



SAM.BS
Sliding arm.



SAM.SN
Articulated arm for sloping doors.



SAM.STOP
Additional mechanical stop.
Package of 2 pcs.



SAM.LOCK
Lock with personalised key.




SAM.SE
Externally fitted anti-intrusion cable unlock device which allows the gate to be unlocked from outside.



DU.V96
12 Vac/dc vertical electric lock, supplied with counterplate. Permits internal/external release.




DU.V90
12 Vac/dc horizontal electric lock, supplied with counterplate. Permits internal/external release.



DU.9990
Covering plate for DU.V90.



DA.LB
Galvanized column for outdoor installation of LB box.



SAM.BAT
1.2 Ah battery kit with bracket and cable.



SAM.CB
Kit composed of cables and brackets for batteries installation.
Pack of 5 pieces.

AUTOMATISMI BENINCÀ SpA • Via del Capitello, 45 • 36066 Sandrigo (VI) ITALY • T +39 0444 751030 • sales@beninca.com

TECHNICAL DATA	SAM.24	SAM.E24
Power supply	---	100 ÷ 250 Vac (50-60 Hz)
Motor supply	24 Vdc	24 Vdc
Max absorbed current	5.5 A	3.5 ÷ 1.9 A
Power consumption in stand-by	---	0.8 W
Torque	220 Nm	220 Nm
Opening time	14" (including slowdown)	14" (including slowdown)
Duty cycle	intensive use	intensive use
Protection level	IP44	IP44
Mechanical stop in opening	adjustable	adjustable
Mechanical stop for closing	optional	optional
Built-in control unit	NO	YES
Operating temperature	-20°C /+50°C	-20°C /+50°C
Leaf max dimension	2.5 m	2.5 m
Weight	6 kg	7.9 kg
Items no. per pallet	45	45
Kit weight	17 kg	17 kg
Kits no. per pallet	20	20